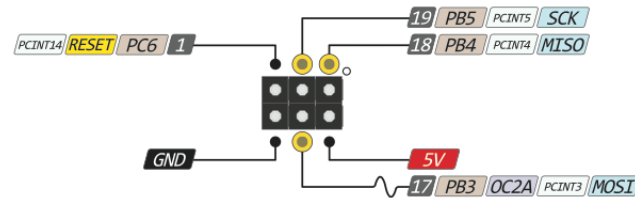
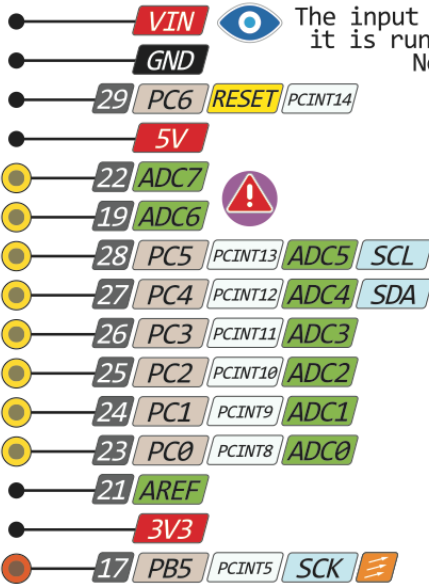
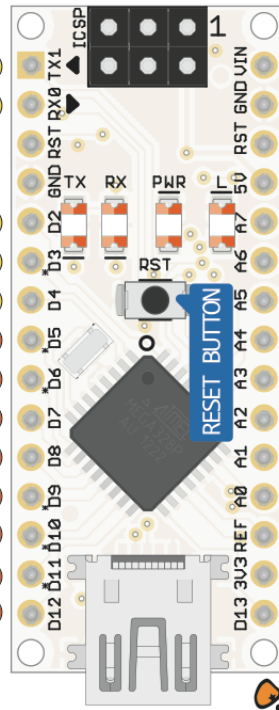
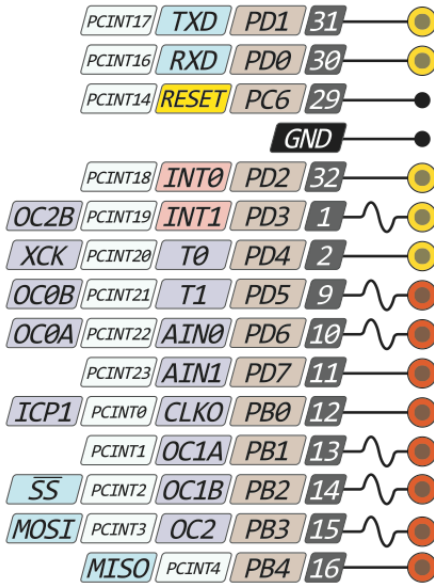


NANO PINOUT



- 1
- 0
- 2
- 3
- 4
- 5
- 6
- 7
- 8
- 9
- 10
- 11
- 12

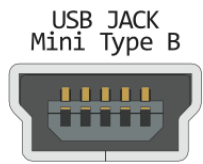


- A7
- A6
- 19 A5
- 18 A4
- 17 A3
- 16 A2
- 15 A1
- 14 A0
- 13

The input voltage to the board when it is running from external power. Not USB bus power.

! Absolute MAX per pin 40mA recommended 20mA

⊘ Absolute MAX 200mA for entire package



! Analog exclusively Pins

! The power sum for each pin's group should not exceed 100mA